



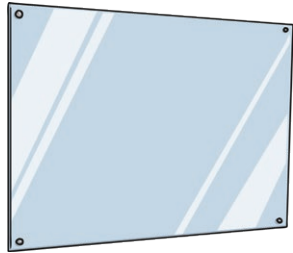


# Year 1 Everyday Materials

First, match up the objects to their materials by drawing lines between the images and labels.

Next, tick the **hard** objects with a **blue** pencil and the **soft** objects with a **red** pencil.



glass

metal

plastic

fabric

brick

wood

marble

On the lines, write a different object made from each of the materials.

metal \_\_\_\_\_

wood \_\_\_\_\_

plastic \_\_\_\_\_

# Year 1 Everyday Materials

Fill in the blanks.

The opposite of dull is \_\_\_\_\_

The opposite of lumpy and bumpy is \_\_\_\_\_

The opposite of waterproof is \_\_\_\_\_

**Keywords: absorbent, smooth, shiny**

Look around you. Write down two objects and materials that are:

rough: \_\_\_\_\_

waterproof: \_\_\_\_\_

stretchy: \_\_\_\_\_

**Example:**

**hard: a wooden pencil a wooden shelf**



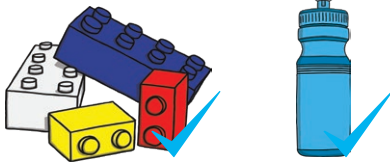

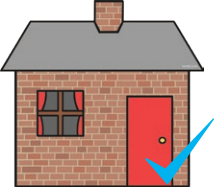
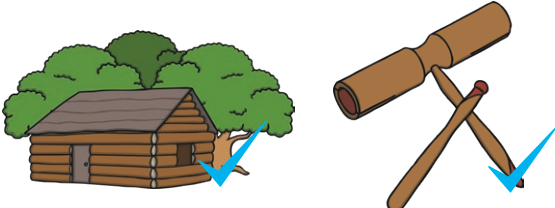

Tick the correct properties for each object. You can tick more than one property for each object.

	bendy	not bendy	transparent	opaque
A wooden chair is....				
A glass window is....				
A paper straw is...				
A stick of chalk is...				
A metal fork is...				

# Year 1 Everyday Materials Answers

First, match up the objects to their materials by drawing lines between the images and labels.

Next, tick the **hard** objects with a **blue** pencil and the **soft** objects with a **red** pencil.

<div data-bbox="159 359 434 454" style="border: 1px solid black; padding: 5px; display: inline-block;">glass</div>	<div data-bbox="701 359 976 454" style="border: 1px solid black; padding: 5px; display: inline-block;">metal</div>	<div data-bbox="1258 359 1534 454" style="border: 1px solid black; padding: 5px; display: inline-block;">plastic</div>	<div data-bbox="1803 359 2078 454" style="border: 1px solid black; padding: 5px; display: inline-block;">fabric</div>
			
<div data-bbox="423 711 698 807" style="border: 1px solid black; padding: 5px; display: inline-block;">brick</div>	<div data-bbox="999 711 1274 807" style="border: 1px solid black; padding: 5px; display: inline-block;">wood</div>	<div data-bbox="1599 711 1874 807" style="border: 1px solid black; padding: 5px; display: inline-block;">marble</div>	
			

On the lines, write a different object made from each of the materials.

**Only accept an appropriate object not listed in the first activity. Accept any reasonable answers, for example:**

**metal: pan, coins, nails, spanner, cutlery, radiator, tap or medal.**

**wood: chair, table, spoon, bookshelf, bench, wardrobe or pencils.**

**plastic: dice, watering can, shopping bag, cutlery, plate or bath toys.**

# Year 1 Everyday Materials Answers

Fill in the blanks.

The opposite of dull is **shiny**.

The opposite of lumpy and bumpy is **smooth**.

The opposite of waterproof is **absorbent**.

**Keywords: absorbent, smooth, shiny**

Look around you. Write down two objects and materials that are:

**Accept any reasonable answers, such as:**

**hard: wooden pencil, metal spoon**

**rough: brick wall, stone step**

**waterproof: plastic bottle, metal key**

**stretchy: fabric t-shirt, rubber band**

Tick the correct properties for each object. You can tick more than one property for each object.

	bendy	not bendy	transparent	opaque
A wooden chair is....		✓		✓
A glass window is....		✓	✓	
A paper straw is...	✓			✓
A stick of chalk is...		✓		✓
A metal fork is...		✓		✓